



G8931 series

High-speed response

The G8931 series are InGaAs APDs used for distance measurement, optical communication, and low-light-level detection. The G8931-04 provides high-speed response at 2.5 Gbps, which is necessary for SONET, G/GE-PON, and other optical trunk lines. The G8931-20 features a large $\phi 0.2$ mm photosensitive area.

Features

- ➔ High-speed response: 2.5 Gbps (G8931-04)
- ➔ Low dark current
- ➔ Low capacitance
- ➔ High sensitivity

Applications

- ➔ Distance measurement
- ➔ Optical communications
- ➔ Low-light-level detection

Structure

Parameter	Symbol	G8931-04	G8931-10	G8931-20	Unit
Photosensitive area	-	$\phi 0.04$	$\phi 0.1$	$\phi 0.2$	mm
Package	-	TO-18			-
Window material	-	Borosilicate glass (AR coated: 1.55 μm)			-

Absolute maximum ratings (Ta=25 °C)

Parameter	Symbol	G8931-04	G8931-10	G8931-20	Unit
Forward current	I _F	10			mA
Reverse current	I _R	2			mA
Operating temperature*1	T _{opr}	-40 to +85			°C
Storage temperature*1	T _{stg}	-55 to +125			°C

*1: No dew condensation

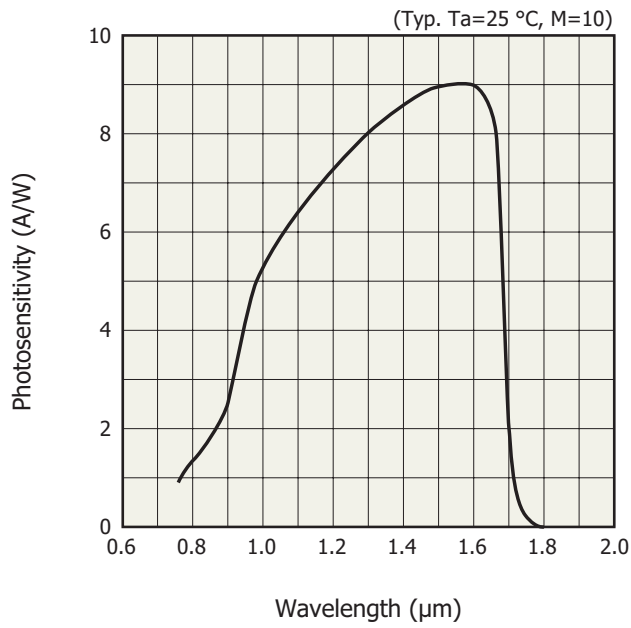
When there is a temperature difference between a product and the surrounding area in high humidity environment, dew condensation may occur on the product surface. Dew condensation on the product may cause deterioration in characteristics and reliability.

Note: Always be sure to use the product within the absolute maximum ratings. Exceeding the absolute maximum ratings even momentarily may cause a drop in product quality.

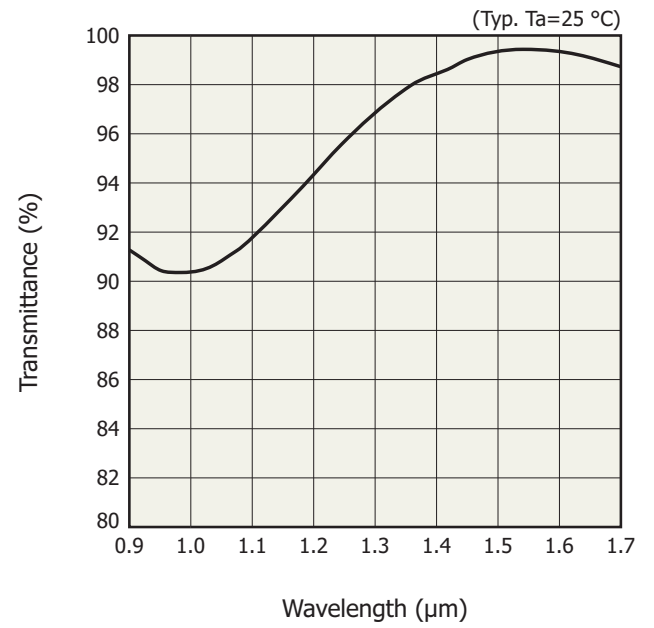
Electrical and optical characteristics (Ta=25 °C)

Parameter	Symbol	Condition	G8931-04			G8931-10			G8931-20			Unit
			Min.	Typ.	Max.	Min.	Typ.	Max.	Min.	Typ.	Max.	
Spectral response range	λ		0.95 to 1.7			0.95 to 1.7			0.95 to 1.7			μm
Peak sensitivity wavelength	λ_p		-	1.55	-	-	1.55	-	-	1.55	-	μm
Photosensitivity	S	$\lambda=1.55 \mu\text{m}, M=1$	0.8	0.9	-	0.8	0.9	-	0.8	0.9	-	A/W
Dark current	I _D	$V_R=V_{BR} \times 0.9$	-	40	65	-	90	140	-	150	200	nA
Temperature coefficient of dark current	ΔT_{ID}	$V_R=V_{BR} \times 0.9$	-	1.07	-	-	1.07	-	-	1.07	-	times/°C
Cutoff frequency	f _c	M=10	3	4	-	0.8	1.5	-	0.6	0.9	-	GHz
Terminal capacitance	C _t	$V_R=V_{BR} \times 0.9$	-	0.35	0.45	-	0.7	1	-	1.5	2	pF
Breakdown voltage	V _{BR}	I _D =100 μA	40	55	60	40	55	60	40	55	60	V
Temperature coefficient of breakdown voltage	Γ	-40 to +85 °C	-	0.11	-	-	0.11	-	-	0.11	-	V/°C
Excess noise figure	x	I _{po} =3 $\mu\text{A}, M=10$ to 20	-	0.7	0.85	-	0.7	0.85	-	0.7	0.85	-
Gain	M	$\lambda=1.55 \mu\text{m}, I_{po}=1 \mu\text{A}$	20	30	-	20	30	-	20	30	-	-

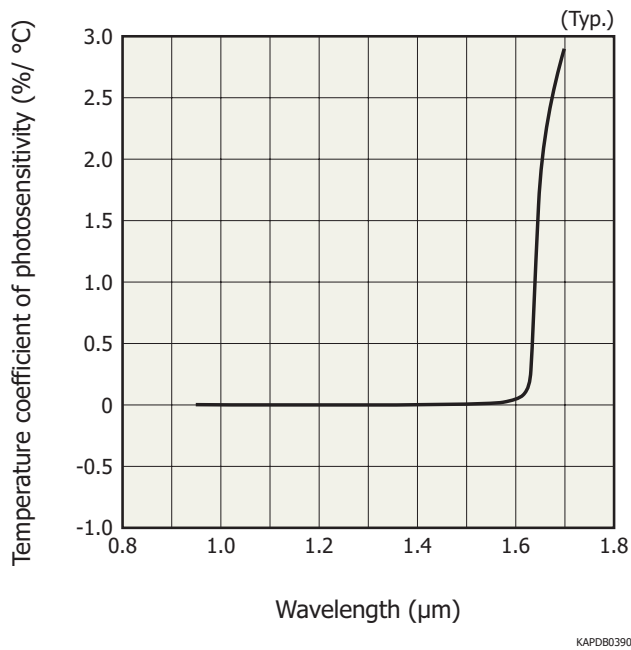
Spectral response



Spectral transmittance of window material

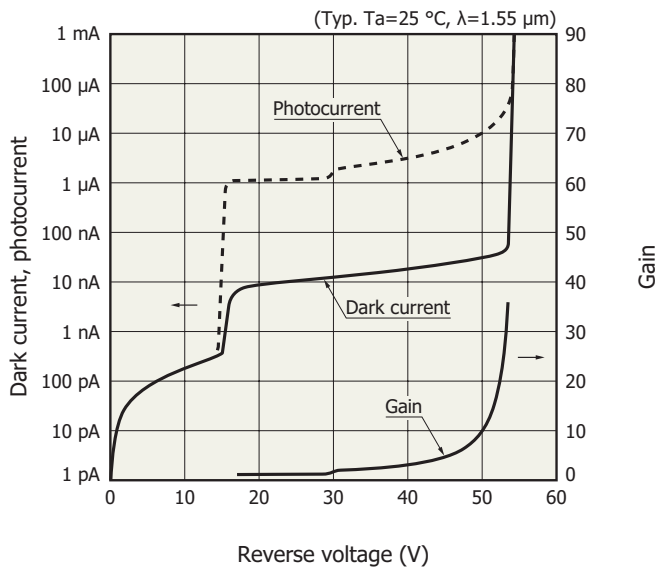


Photosensitivity temperature characteristics



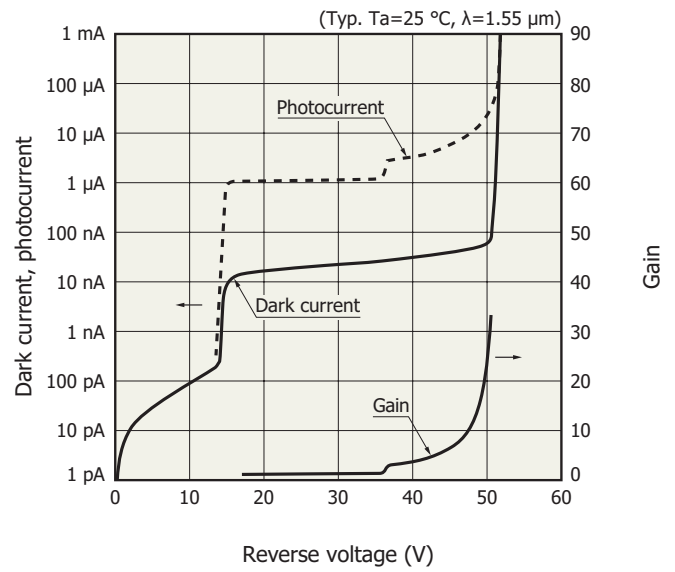
Dark current, photocurrent, gain vs. reverse voltage

G8931-04



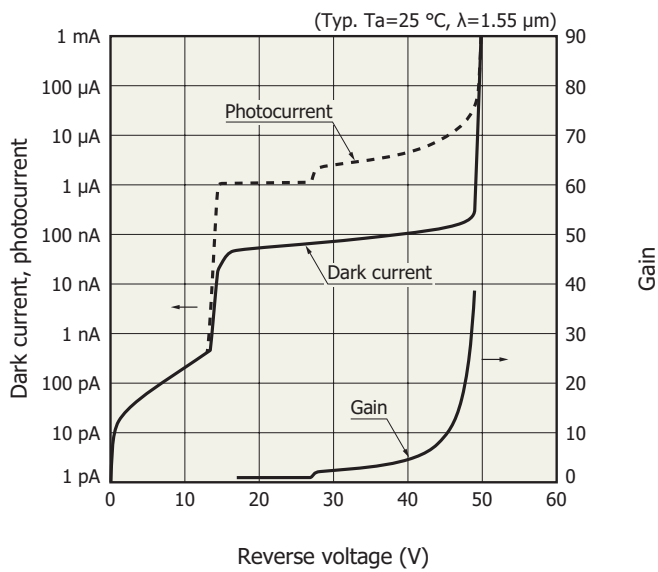
KAPDB0123EB

G8931-10



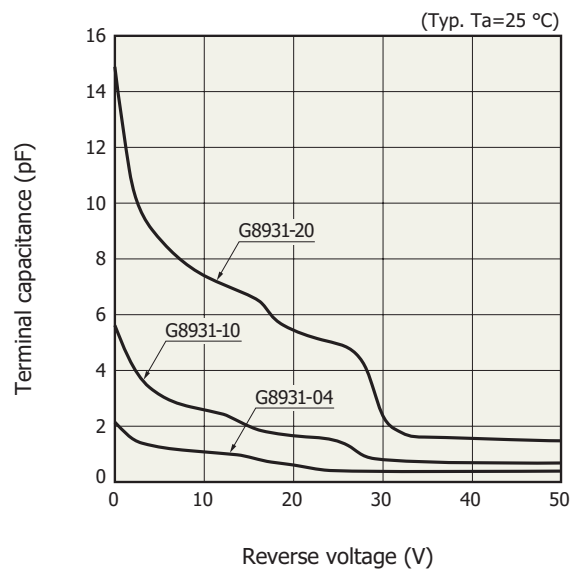
KAPDB0391EA

G8931-20



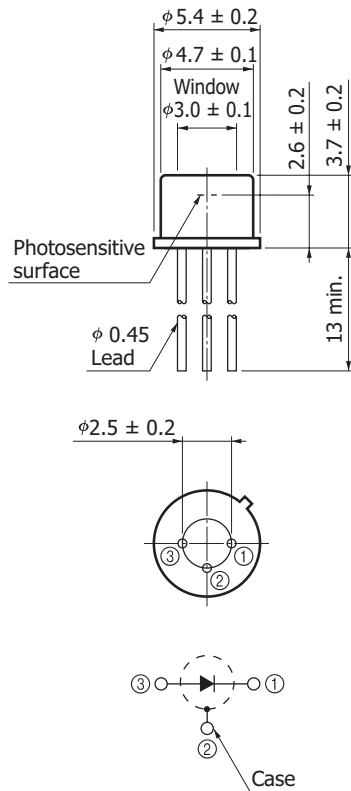
KAPDB0121EB

Terminal capacitance vs. reverse voltage



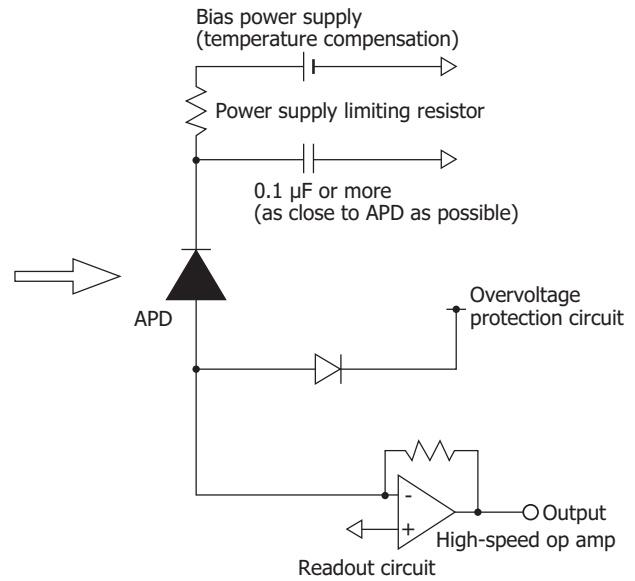
KAPDB0392EA

Dimensional outline (unit: mm)



KAPD40034EA

APD peripheral circuit example



KAPDC005EC

Related information

www.hamamatsu.com/sp/ssd/doc_en.html

Precautions

- Disclaimer
- Safety precautions
- Metal, ceramic, plastic packages
- Compound semiconductor photosensors

Technical information

- Infrared detectors

The content of this document is current as of July 2019.

Product specifications are subject to change without prior notice due to improvements or other reasons. This document has been carefully prepared and the information contained is believed to be accurate. In rare cases, however, there may be inaccuracies such as text errors. Before using these products, always contact us for the delivery specification sheet to check the latest specifications.

The product warranty is valid for one year after delivery and is limited to product repair or replacement for defects discovered and reported to us within that one year period. However, even if within the warranty period we accept absolutely no liability for any loss caused by natural disasters or improper product use. Copying or reprinting the contents described in this material in whole or in part is prohibited without our prior permission.

HAMAMATSU

www.hamamatsu.com

HAMAMATSU PHOTONICS K.K., Solid State Division

1126-1 Ichino-cho, Higashi-ku, Hamamatsu City, 435-8558 Japan, Telephone: (81)53-434-3311, Fax: (81)53-434-5184

U.S.A.: Hamamatsu Corporation: 360 Foothill Road, Bridgewater, N.J. 08807, U.S.A., Telephone: (1)908-231-0960, Fax: (1)908-231-1218, E-mail: usa@hamamatsu.com

Germany: Hamamatsu Photonics Deutschland GmbH: Arzbergerstr. 10, D-82211 Herrsching am Ammersee, Germany, Telephone: (49)8152-375-0, Fax: (49)8152-265-8, E-mail: info@hamamatsu.de

France: Hamamatsu Photonics France S.A.R.L.: 19, Rue du Saule Trapu, Parc du Moulin de Massy, 91882 Massy Cedex, France, Telephone: (33)1 69 53 71 00, Fax: (33)1 69 53 71 10, E-mail: infos@hamamatsu.fr

United Kingdom: Hamamatsu Photonics UK Limited: 2 Howard Court, 10 Tewin Road, Welwyn Garden City, Hertfordshire AL7 1BW, United Kingdom, Telephone: (44)1707-294888, Fax: (44)1707-325777, E-mail: info@hamamatsu.co.uk

North Europe: Hamamatsu Photonics Norden AB: Torshamnsgatan 35 16440 Kista, Sweden, Telephone: (46)8-509 031 00, Fax: (46)8-509 031 01, E-mail: info@hamamatsu.se

Italy: Hamamatsu Photonics Italia S.r.l.: Strada della Moia, 1 int. 6, 20020 Arese (Milano), Italy, Telephone: (39)02-93 58 17 33, Fax: (39)02-93 58 17 41, E-mail: info@hamamatsu.it

China: Hamamatsu Photonics (China) Co., Ltd.: B1201, Jiaming Center, No.27 Dongsanhuan Beilu, Chaoyang District, 100020 Beijing, P.R.China, Telephone: (86)10-6586-6006, Fax: (86)10-6586-2866, E-mail: hpc@hamamatsu.com.cn

Taiwan: Hamamatsu Photonics Taiwan Co., Ltd.: 8F-3, No. 158, Section2, Gongdao 5th Road, East District, Hsinchu, 300, Taiwan R.O.C. Telephone: (886)3-659-0080, Fax: (886)3-659-0081, E-mail: info@hamamatsu.com.tw